



# 产品承认书 SPECIFICATION FOR APPROVAL

客户名称:  
CUSTOMER

我司料号:  
OUR PART NO.

XRUU10.5-15mH-H

我司品名:  
OUR PART NAME

UU Common Mode Inductor

送样日期:  
DATE SAMPLES

数量:  
QUANTITY

## 制造确认 MANUFACTURER APPROVE

拟制 DRAWN	审核 CHECKED	确认 APPROVED
Hu Fangting	RaoPing	Zhong Cuilan

## 客户确认 CUSTOMER APPROVE

客户名称 CUSTOMER NAME:

客户料号 CUSTOMER P/N:

规格型号 DESCRIPTION: UU10.5 15mH 0.35wire Horizontal

检查结果:  合格  不合格

签名及盖章:

INSPECT RESULT ACCEPT REJECT

SIGNATURE AND STAMP

说明 REMARK:

如对本承认书内容有异议请提出或标记发送至我司, 本承认书在未收到异议回复时于本承认书提供一周后生效。

If you have any objection to the contents of this acknowledgment, please raise it or send the mark to us. The acknowledgment will become effective one week after the acknowledgment is provided in the absence of any objection.

东莞市祥如电子有限公司

DONGGUAN XIANGRU ELECTRONICS CO., LTD

Tel: 0769-86346548 Fax: 0769-86346358

Email: dgxiangru@126.com



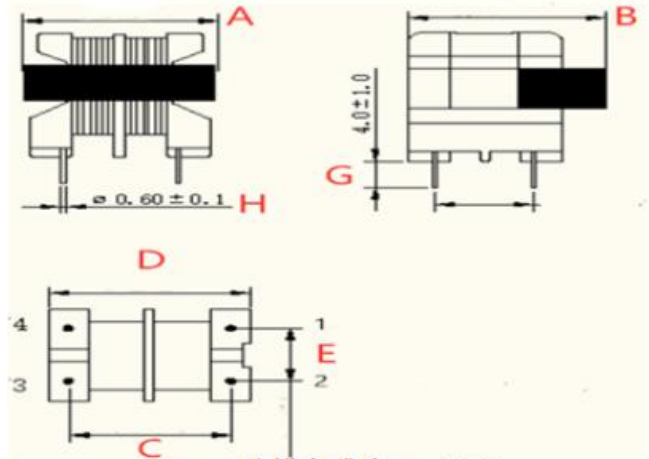
# 产品承认书

## SPECIFICATION FOR APPROVAL

客户名称 CUSTOMER		日期 DATE	2024-5-29
客户物料编号 CUSTOMER P/N		客户规格型号 DESCRIPTION	UU10.5 15mH 0.35wire Horizontal
我司物料编号 OUR PART NO	XRUU10.5-15mH-H	我司品名 OUR PART NAME	UU Common Mode Inductor

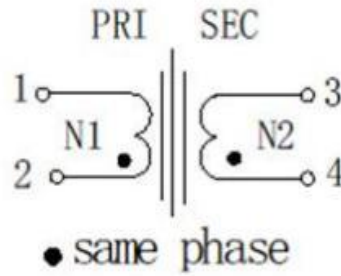
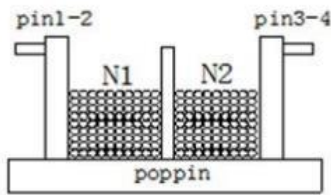
### 外观尺寸 Appearance of size

单位 Unit: mm



A	17.4mm	C	13.0mm	E	10.0mm	H	0.6mm
B	17.8mm	D	4.0mm	G	4.0mm		

### 原理及结构图 Schematic Diagram:



### 绕线结构表 Winding Structure Diagram

绕组 WINDING	起始 S	结束 F	绝缘线/漆包线 WIRE	圈数 TURNS		绕制方式 WINDINGWAY		
				67TS	reference			
N1	1	2	2UEW $\Phi$ 0.35mm	67TS	reference	平层密绕法		
N2	3	4	2UEW $\Phi$ 0.35mm	67TS	reference	平层密绕法		

### 注意事项 Matters needing attention:

1、产品浸油烘干处理

**Oil Impregnation and Drying Treatment of Products**



# 产品承认书

## SPECIFICATION FOR APPROVAL

客户名称 CUSTOMER		日期 DATE	2024-5-29
客户物料编号 CUSTOMER P/N		客户规格型号 DESCRIPTION	UU10.5 15mH 0.35wire Horizontal
我司物料编号 OUR PART NO	XRUU10.5-15mH-H	我司品名 OUR PART NAME	UU Common Mode Inductor

### 电性参数 Electrical parameters

测试项目 TEST PROJECT	电性范围 SPEC	测试条件 TEST FREQ	测试仪器 TEST STRUMENTS
电感量L1	15mH	at 25°C 1KHz/0.25V	TH2811D
电感量L2	15mH	at 25°C 1KHz/0.25V	TH2811D
耐电压 COIL-COIL	AC1.5kVkv	1mA/60S	CH-9053A
耐电压 COIL~CORE	AC1.0kV 60S	1mA/60S	CH-9053A

### 材料清单 MATERIAL LIST

NO	材料material	型号 model	耐温等级T.C	材料供应商及UL认证号 Material supplier and UL listing number
1	骨架 framework	T375J (94-V0)	/	长春人造树脂股份有限公司 E59481 (S)
2	磁芯 M.C	uu10.5 R12K	/	江苏省常熟市皮爱尔奇电子有限公司PiAirQi Electronics Co, Ltd Chuangshu, Jiangsu province
3	铜线 copper wire	2UEW/QA-1	B	东莞益达实业有限公司 (GB/T6109.7-2008/IEC60317-34:1997) Dongguan Yida Industrial Co., Ltd.
4	铁夹 iron clamp	UU10.5 配套	/	/
5	绝缘漆 Insullac	8562/C	F	恒昌石油化工有限公司 E200154 Hengchangpetrochemical Co, Ltd.
6	无铅锡条 IFTB	Sn/Cu:99.3/0.7	/	深圳市佳盟锡制品有限公司 Shenzhen Jiameng Tin products Co, Ltd.

测试室温/湿度: 室温: 25°C(REF) 对湿度: 80%(REF)

TEST CONDITION: TEMP: 25°C(REF) R.H.: 80%(REF)

No	项目 proect	技术要求 technical requirements	结论
1	外观和尺寸 appearance and	符合产品规范和公差要求 comply with product specifications and tolerance requirements	OK
2	Electrical parameters	依据测试条件测试 Conduct tests according to test	OK

制表 MADE	审核 CHECKED	批准 APPROVE
Hu Fangting	RaoPing	Zhong Cuilan



## 注意事项 Matters needing attention

1、本公司产品适用于 AV 设备、OA 设备、家电、信息服务等一般电子设备中。

Our products are designed and promoted for use in general electronic devices such as audio-video equipment, office automation equipment, home appliance and information service.

2、当本公司的产品使用在一般电子设备以外的领域时，对于此所引发的设备失效我司将不承担任何法律责任。

In case of using the product for the purpose other than general electronics devices, we shall not be held liable for any dysfunctions in or damage to the equipment with which the product is used.

3、本承认书只保证我司产品作为一个单体时的质量情况，当我司产品被安装到贵司产品上时，请贵司对使用在贵司电路上的产品情况进行了有效评价和确认。

Our specification limits the quality of the component as a single unit. Please ensure the component is thoroughly evaluated in your application circuit.

4、不要对产品施加过大的振动或机械冲击；

Do not apply excessive vibration or mechanical shock to products.

5、为防止断线，请不要使用锋利的物体接触线圈，如镊子；

Do not touch wire with sharp objects such as tweezers to prevent wire breakage.

6、在产品贴装时不要使用过大的压力，避免磁芯断裂。

Do not apply excessive stress to products mounted on boards to prevent core breakage.

7、为保证端子电极的焊接特性和包装材料处于良好状态，请于本公司发货后 6 个月内使用本产品。同时，由于端子电极的焊接特性会随时间发生变化，如果贮存时间超过 6 个月，请首先确认其焊接特性后再安装使用。

To maintain the solderability of terminal electrodes and to keep the packing material in good condition, product should be used within 6 months from the time of delivery. And the solderability of products electrodes may decrease as time passes, so in case of storage over 6 months, solderability

8、存放货物的仓库应满足以下条件 Store products in a warehouse in compliance with the following condition:

条件 Conditions	元件含包装物 Packing status	元件自身 Component itself
温度 Temperature	-25~+40°C	-25~+85°C
湿度 Humidity	30~70%RH	30~70%RH

9、不要使产品遭受温度和湿度的快速变化。

Do not subject products to rapid changes in temperature and humidity.

10、不要将产品存放在化学环境中，如硫酸气体或碱性气体中，否则会降低电极端子的焊接特性和使电感器腐蚀。

Do not store the products in chemical atmosphere such as one containing sulfurous acid gas or alkaline gas, that will causes poor solderability and corrosion of inductors.

11、为了避免受潮气、灰尘等物质的影响，产品应保管于货架上。

Store products on pallets to protect from humidity, dust, etc

12、产品应避免热冲击、振动以及直接光照等等。

Avoid heat shock, vibration, direct sunlight, etc.