



产品承认书 SPECIFICATION FOR APPROVAL

客户名称:

CUSTOMER

我司料号:

OUR PART NO.

XR0307-561

我司品名:

OUR PART NAME

Color ring inductance

送样日期:

DATE SAMPLES

数量:

QUANTITY

制造确认 MANUFACTURER APPROVE

| 拟制 DRAWN | 审核 CHECKED | 确认 APPROVED |
|-------------|------------|-------------|
| Hu Fangting | RaoPing | ZhongCuilan |

客户确认 CUSTOMER APPROVE

客户名称 CUSTOMER NAME:

客户料号 CUSTOMER P/N:

规格型号 DESCRIPTION: 0307 560uH ±10% 50mA

检查结果: 合格 不合格

签名及盖章:

INSPECT RESULT ACCEPT REJECT

SIGNATURE AND STAMP

说明 REMARK:

如对本承认书内容有异议请提出或标记发送至我司, 本承认书在未收到异议回复时于本承认书提供一周后生效。

If you have any objection to the contents of this acknowledgment, please raise it or send the mark to us. The acknowledgment will become effective one week after the acknowledgment is provided in the absence of any objection.

东莞市祥如电子有限公司

DONGGUAN XIANGRU ELECTRONICS CO., LTD

Tel: 0769-86346548 Fax: 0769-86346358

email: dgxiangru@126.com

1、订货代码 HOW TO ORDER:

举例 For example:

| | | | | | | | |
|----|------|-----|-----|---|---|----|---|
| XR | 0307 | --- | 220 | K | P | 52 | E |
| A | B | C | D | E | F | G | |

| | |
|----|--------------------------------------|
| A. | 产品类别 Product type |
| XR | 轴向色码电感器 Axial color code inductor |

| | |
|--|--|
| C. 标称电感量 Nominal inductance (μH) | |
| 前两位数字为有效数字，后一位数字表示零的两个数。 | |
| The first two digits are significant, and the third digit is number of zero. | |
| *例如 For example: 101=100μH; 5R6=5.6μH R22=0.22μH | |

| | | |
|--------------------------------|----|------------------------------|
| E. 包装方式 Packaging style | | |
| 编带 Tape & reel | P | 盒带包装 Ammo |
| | T | 卷带包装 Reel |
| 散包装 Bulk | F | 直脚轴向 Axial |
| | L | 直脚成型 Straight lead formed |
| | V | 弯脚成型 Bent lead formed |
| | VK | 弯脚 K 型 Bent lead K formed |

| | |
|---------------------|----------------------|
| G. 备注 Remark | |
| E | 无铅 Lead Free |
| 空格 Blank | 含铅 Lead Contained |

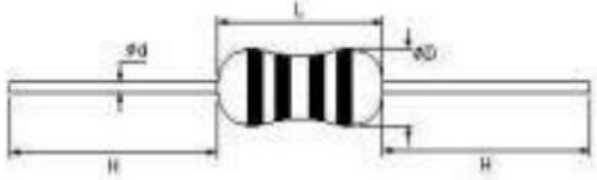
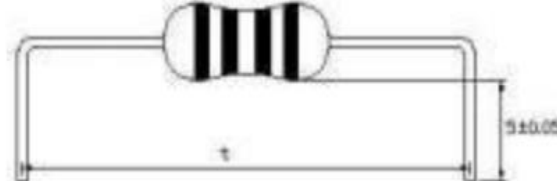
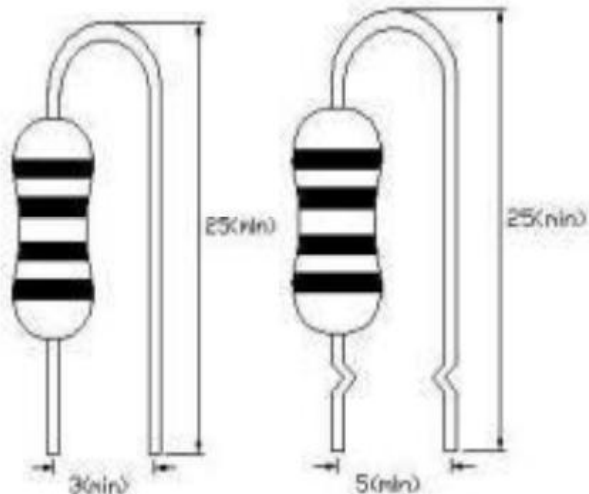


| B. 尺寸 Dimensions (mm) | | |
|------------------------------|---------|---------|
| 类型 Type | 外径 Dmax | 体长 Lmax |
| 0240 | 2.3 | 4.2 |
| 0307 | 2.8 | 7.0 |
| 0410 | 4.0 | 10.5 |
| 0510 | 5.0 | 10.5 |

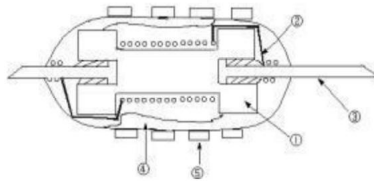
| | |
|--------------------------|------|
| D. 感量偏差 Tolerance | |
| J | ±5% |
| K | ±10% |
| M | ±20% |

| | | |
|-----------------------------------|----|------------------------------------|
| F. 引脚形式 Lead configuration | | |
| 编带 Tape & reel | 26 | 编带内距: 26mm Tape width: |
| | 52 | 编带内距: 52mm Tape width: |
| 引脚成型 Formed lead | 05 | 引脚脚距: 5.08mm Formed lead pitch: |
| | 07 | 引脚脚距: 7.5mm Formed lead pitch: |
| | 10 | 引脚脚距: 10.0mm Formed lead pitch: |
| | 12 | 引脚脚距: 12.5mm Formed lead pitch: |
| | 15 | 引脚脚距: 15.0mm Formed lead pitch: |
| | 17 | 引脚脚距: 17.5mm Formed lead pitch: |
| | 20 | 引脚脚距: 20.0mm Formed lead pitch: |

2、外形尺寸 EXTERNAL DIMENSIONS:

| 类型 Type | 尺寸 Body size (mm) | | | | | |
|------------|----------------------|----------|--|---------------|----------|--|
| | $\phi D \leq$ | $L \leq$ | t | Φd | $H \geq$ | |
| XR0204 | 2.3 | 4.2 | t = 5.08±0.6 t = 7.50±0.6 | 0.50 ±0.05 | |  <p style="text-align: center;">轴向 (Axial)</p>  <p style="text-align: center;">直脚成型 (L type)</p>  <p style="text-align: center;">弯脚成型 (V type) 弯脚 K 型 (VK type)</p> |
| XR0307 | 2.8 | 7.0 | t = 10.0±0.6 t = 12.5±0.6 | 0.50 ±0.05 | | |
| XR0410 | 4.0 | 10.5 | t = 12.5±0.6 t = 15.0±0.6 t = 17.5±0.6 t = 20.0±0.6 | 0.60 ±0.05 | 20 | |
| XR0510 | 5.0 | 10.5 | t = 15.0±0.6 t = 17.5±0.6 t = 20.0±0.6 | 0.65 ±0.05 | | |

3、产品结构 STRUCTURE:



| 序号 NO. | ① 磁芯 Core | ② 漆包线 Wire | ③ 引脚 Lead | ④ 涂覆层 Coating | ⑤ 色码 Color code |
|-----------------------|----------------|------------------------|----------------------------|---------------------|-----------------------------------|
| 材料名称 Material name | 铁氧体 Ferrite | 漆包铜线 Enamelled wire | 镀锡铜线 Tinned copper wire | 环氧树脂 Epoxy resin | 环氧色漆 Epoxy paint for Color coding |

| | | | |
|------------------------|------------|-----------------------|-------------------------|
| 客户名称 CUSTOMER | | 日期 DATE | 2024/5/29 |
| 客户物料编号 CUSTOMER P/N | | 客户规格型号 DESCRIPTION | 0307 560uH ±10% 50mA |
| 我司物料编号 OUR PART NO | XR0307-561 | 我司品名 OUR PART NAME | Color ring inductance |

电性能参数

Electrical performance parameters

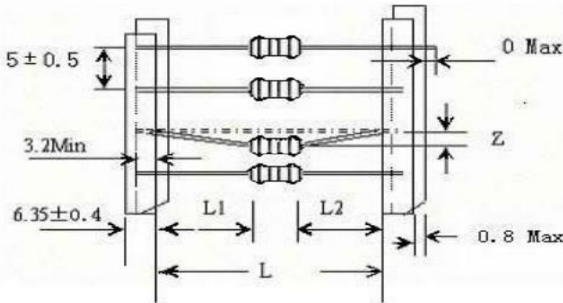
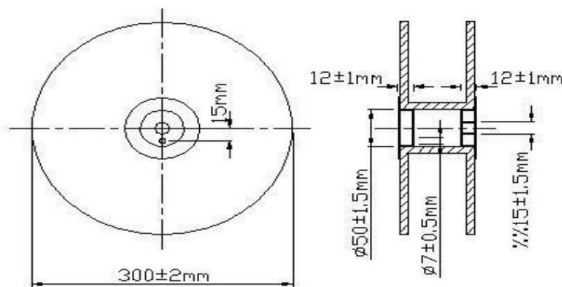
| 类型 Type | 电感量 Inductance (μH) | 误差 Tolerance (±) | Q值 (min) | 直流电阻 RDC (Ω) max | 测试频率 Test frequency (MHz) | 自谐频率 SRF (MHz) min | 额定电流 Rated current IDC (mA) max | |
|------------------------|----------------------------|------------------------|-------------|------------------------|---------------------------------|--------------------------|---------------------------------------|--|
| XR0307-561 | 560 | 10 | 50 | 26.0 | 0.796 | 2.10 | 50 | |
| 测试仪器 Test equipment | HP4285A (HP4286A, HP4287A) | | | HP4338B | | HM9461 | HP42841A | |

环境温度 Ambient temperature

18~25℃

环境湿度 Ambient humidity

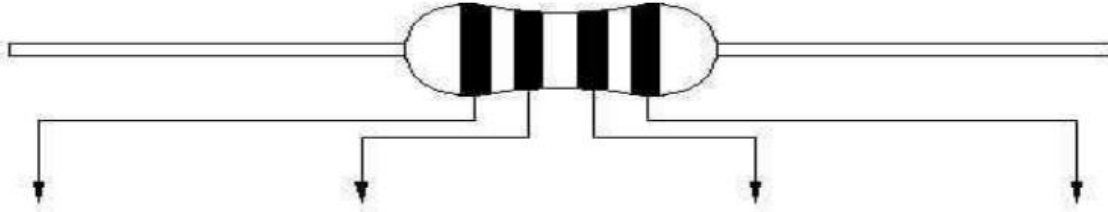
45%~75%

4、包装方式 PACKAGING STYLE:
• 编带尺寸 Taping dimensions

• 卷带包装尺寸 Tape & reel packaging dimensions


单位 Unit: mm

| 编带方式 Tape style | L | Z | [L1- L2] |
|-----------------------|----------------|------------|----------------|
| 编带内距:26 Tape width | 26±1.0 | 0.8 Max | 1.0 Ma x |
| 编带内距:52 Tape width | ±2.0 52-1.0 | 1.2 Max | |

5、色码标记代号 MARKING



| | | 标称电感量 Nominal inductance (μH) | | 感量偏差 Tolerance |
|----------|------------------------|-------------------------------|-------------------------|------------------------|
| | 第一色环 1st color zone | 第二色环 2nd color zone | 第三色环 3rd color zone | 第四色环 4th color zone |
| | 第一数字 1st digit | 第二数字 2nd digit | 第三数字 3rd digit | |
| 黑 Black | 0 | 0 | $\times 10^0$ (1) | M: $\pm 20\%$ |
| 棕 Brown | 1 | 1 | $\times 10^1$ (10) | |
| 红 Red | 2 | 2 | $\times 10^2$ (100) | |
| 橙 Orange | 3 | 3 | $\times 10^3$ (1000) | |
| 黄 Yellow | 4 | 4 | $\times 10^4$ (10000) | |
| 绿 Green | 5 | 5 | $\times 10^5$ (100000) | |
| 蓝 Blue | 6 | 6 | | |
| 紫 Purple | 7 | 7 | | |
| 灰 Gray | 8 | 8 | | |
| 白 White | 9 | 9 | | |
| 金 Gold | / | / | $\times 10^{-1}$ (0.1) | J: $\pm 5\%$ |
| 银 Silver | / | / | $\times 10^{-2}$ (0.01) | K: $\pm 10\%$ |

*例如 e.g. : 1.标称电感量及偏差为 22uH, $\pm 5\%$ 的电感器其色码为: 红+红+黑+金; If nominal inductance & tolerance is 22uH, $\pm 5\%$, respectively red+red+black+gold should be marked; 2.标称电感量及偏差 1.0uH, $\pm 10\%$ 的电感器其色码为: 棕+黑+金+银; If nominal inductance & tolerance is 1.0uH, $\pm 10\%$, respectively brown+black+gold+silver should be marked; 3.标称电感量及偏差为 0.22uH, $\pm 20\%$ 的电感器其色码为: 红+红+银+黑。 If nominal inductance & tolerance is 0.22uH, $\pm 20\%$, respectively red+red+silver+black should be marked.

*备注: XR0204 由于体长较小, 只标注前三条代表标称电感量的色码。NOTE: Only the first three color zones are marked on the body of XR0204, due to the small body

